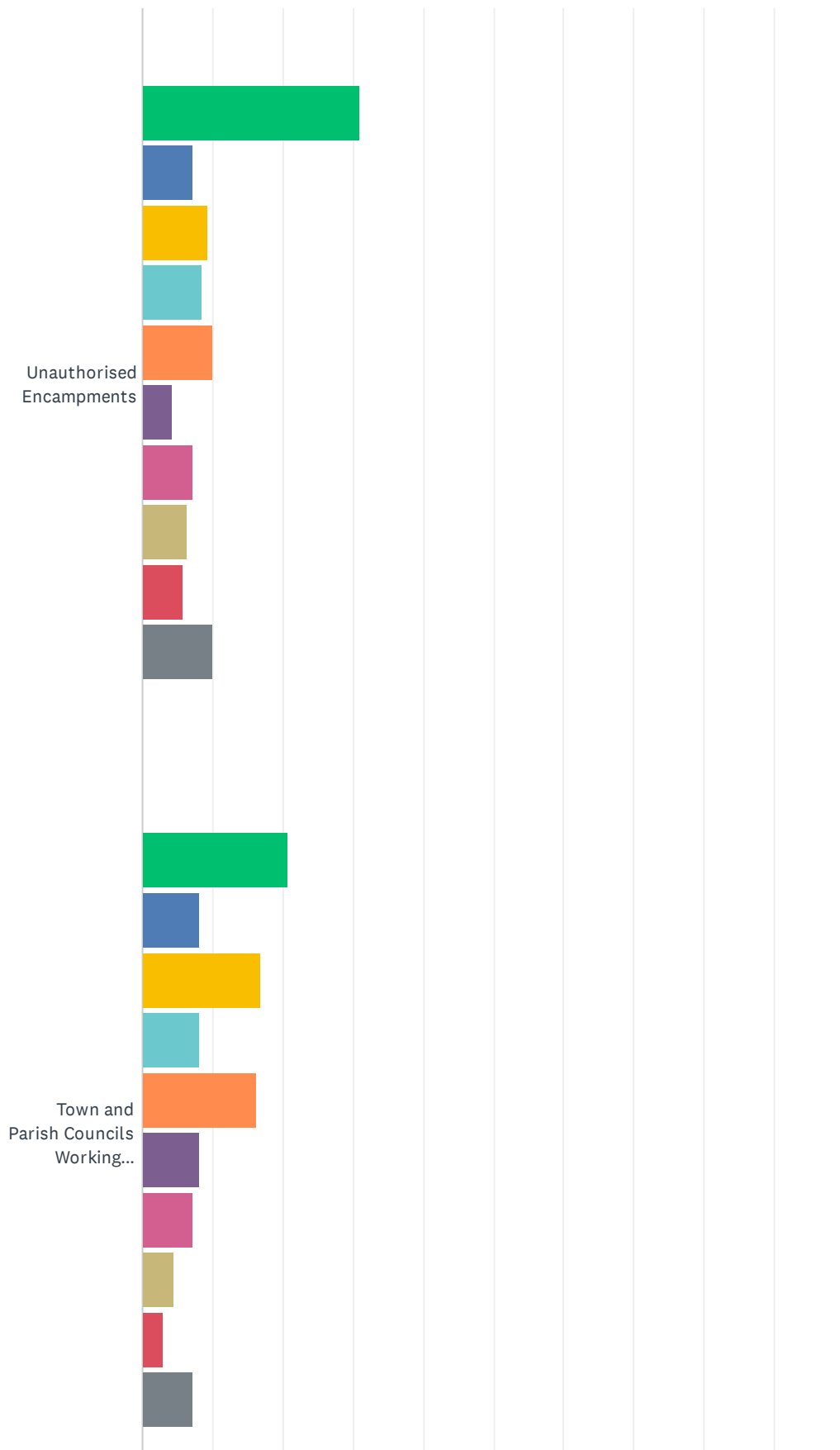
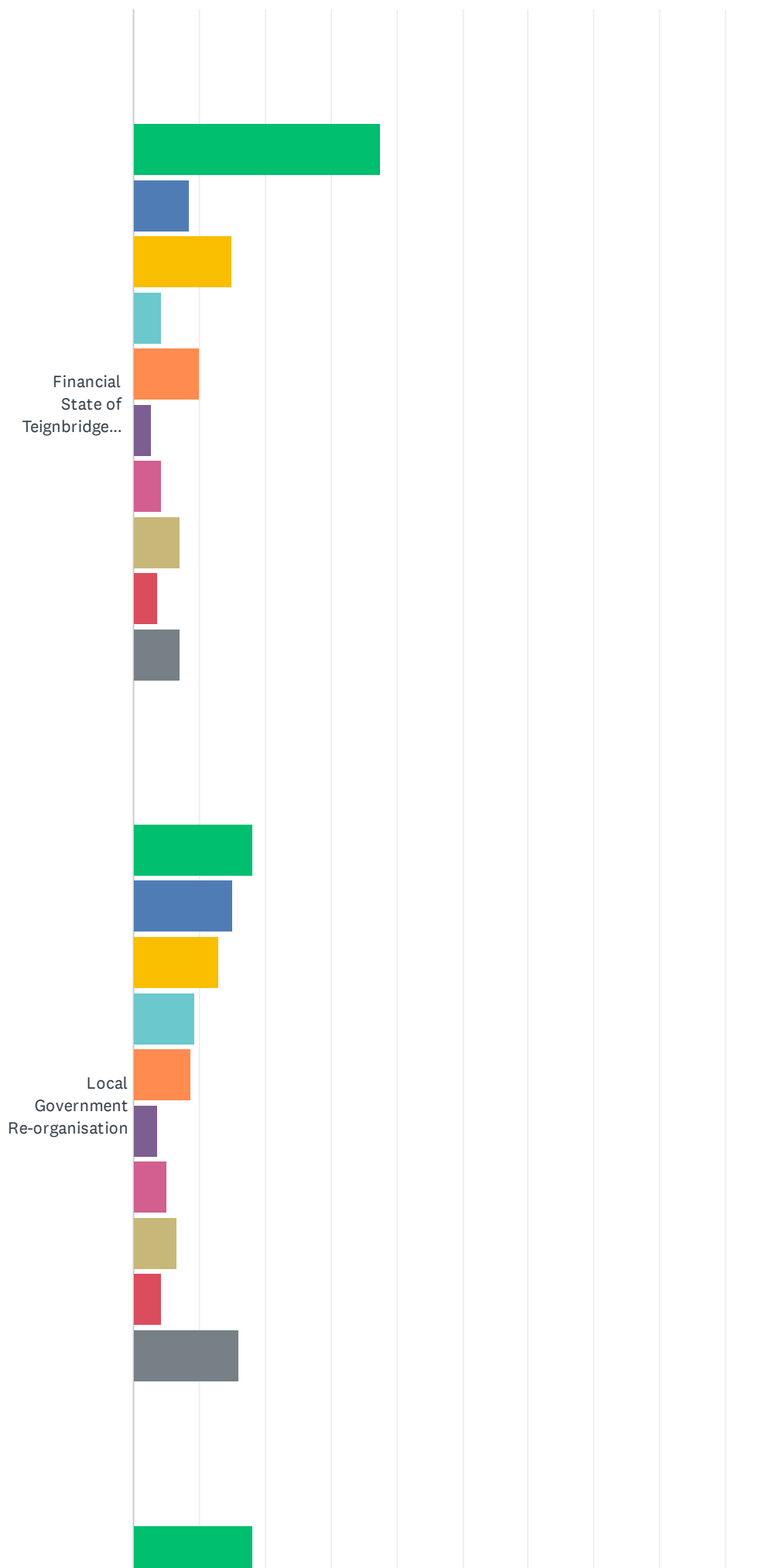
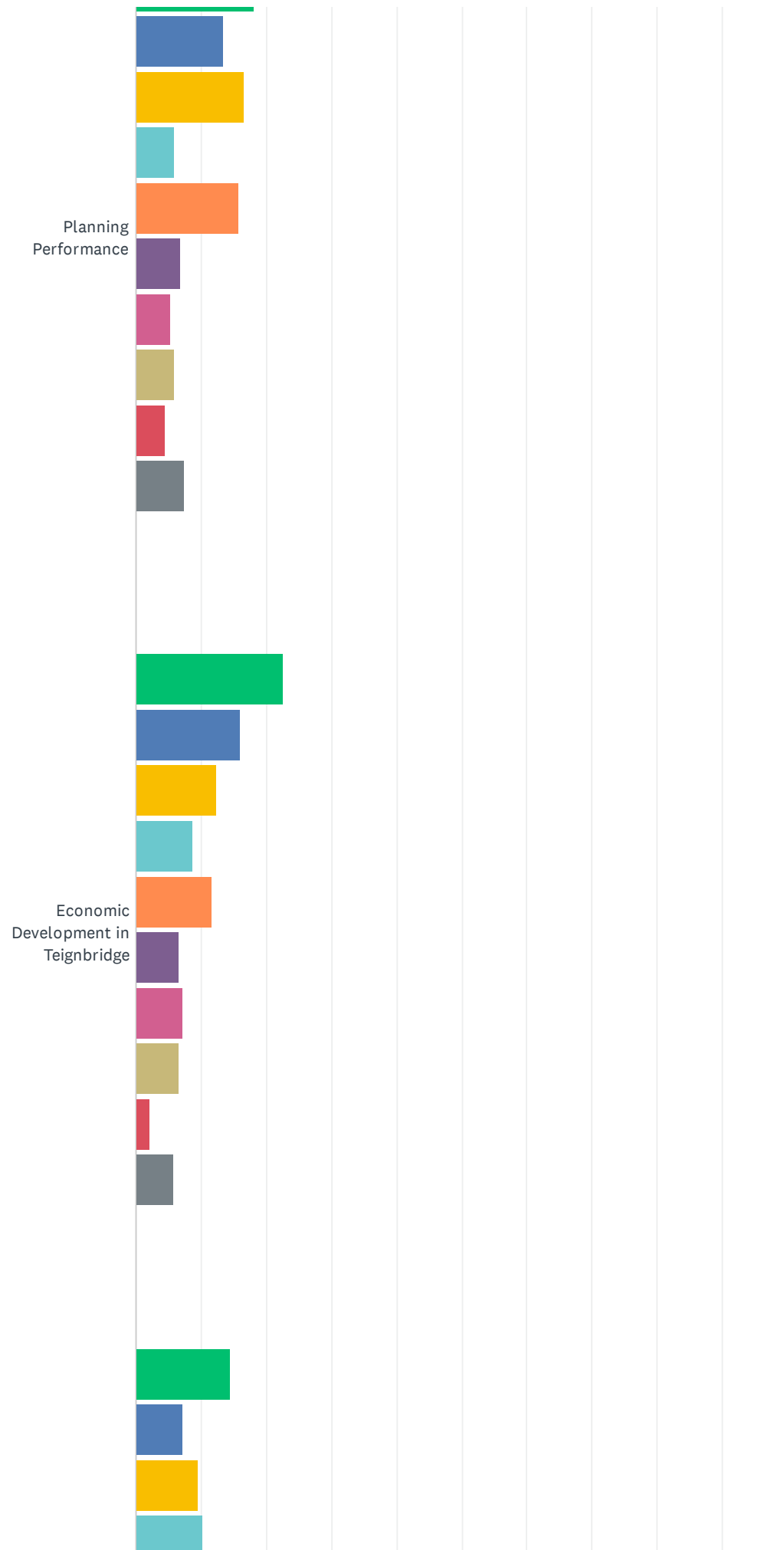


## Q1 Please rank each topic in order of importance to you - 1 as 'most important' - 10 'least important'

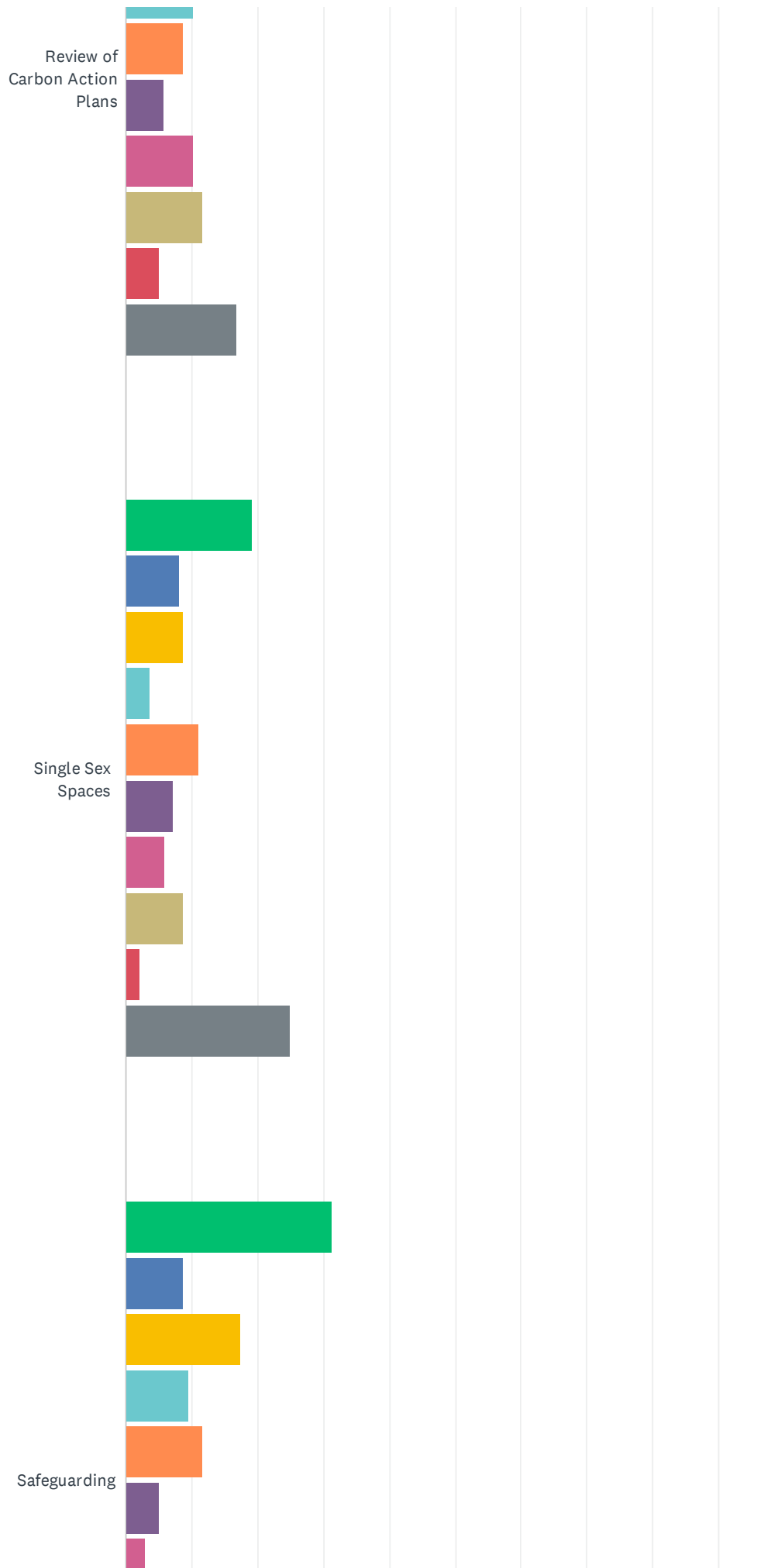
Answered: 142 Skipped: 0

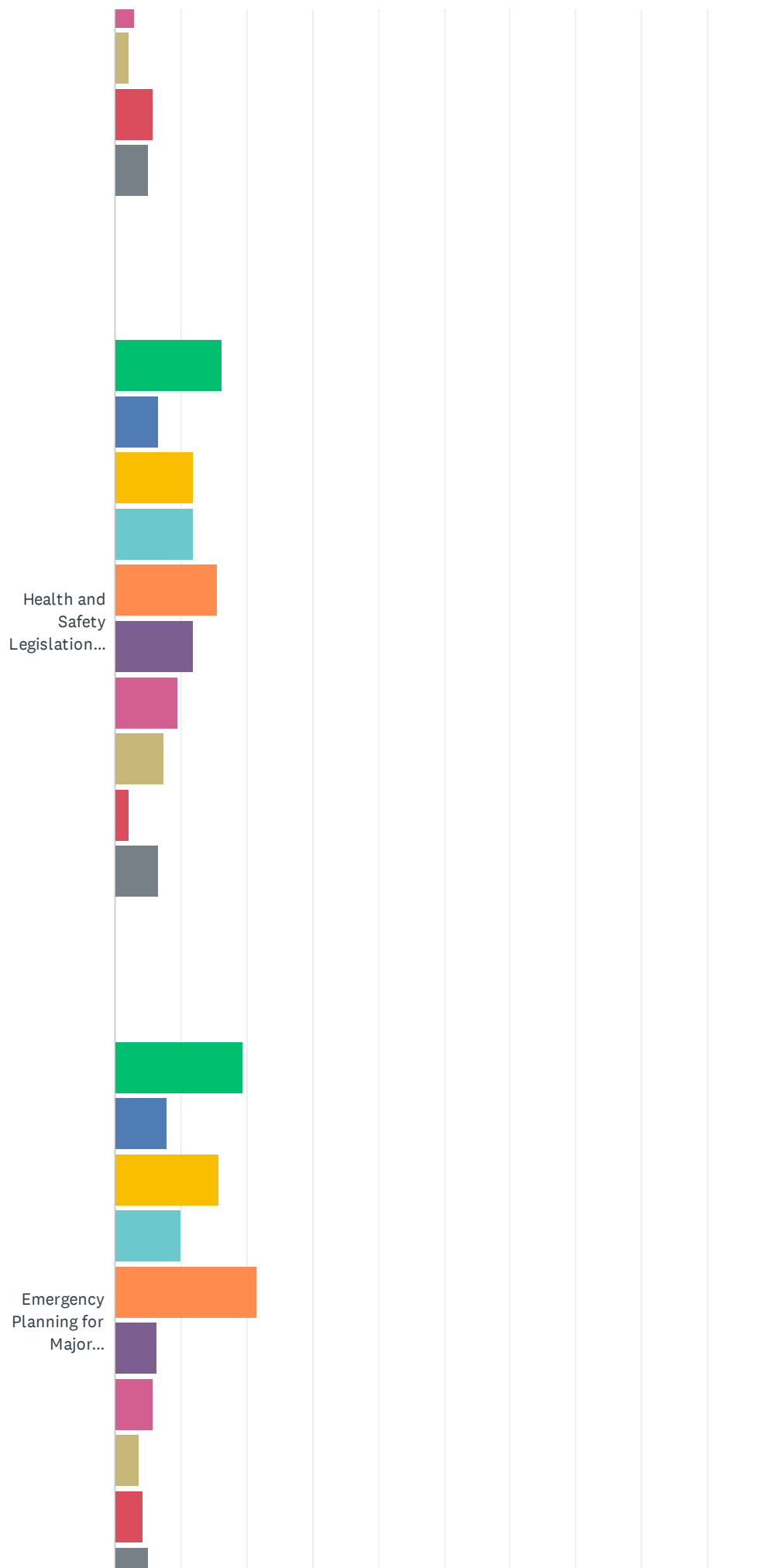


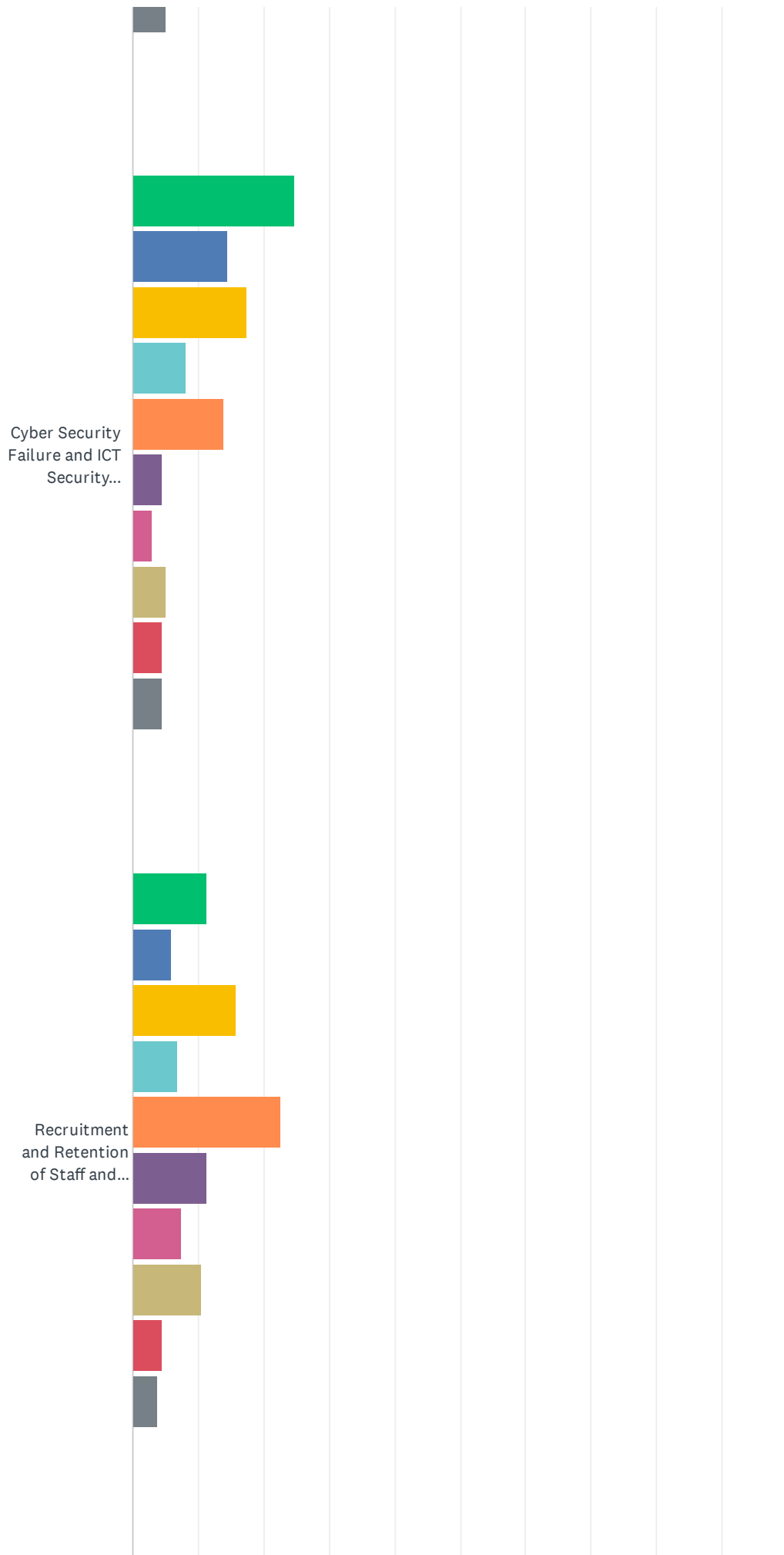


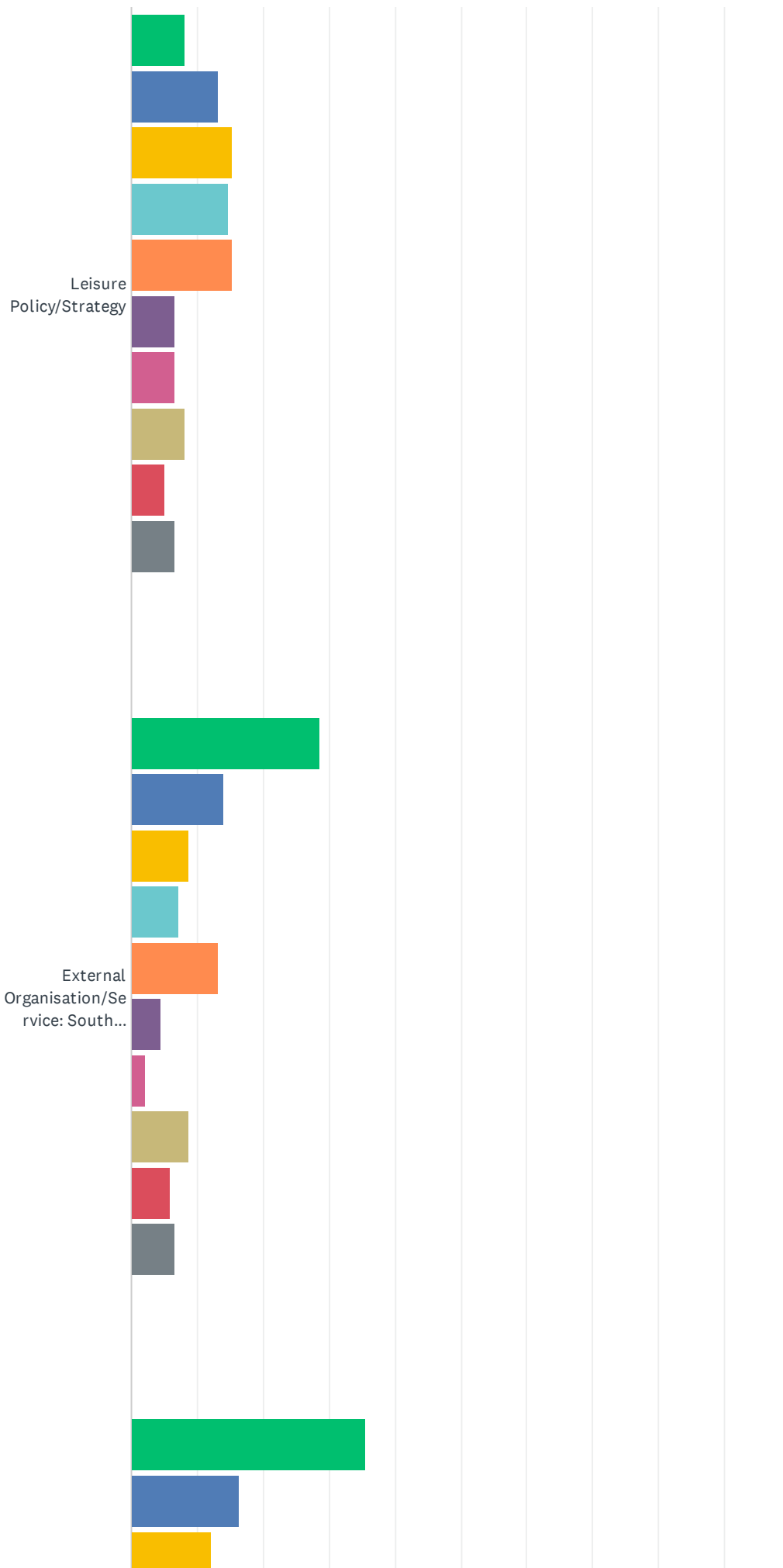


# Teignbridge Council Overview and Scrutiny - Issue Prioritisation Survey

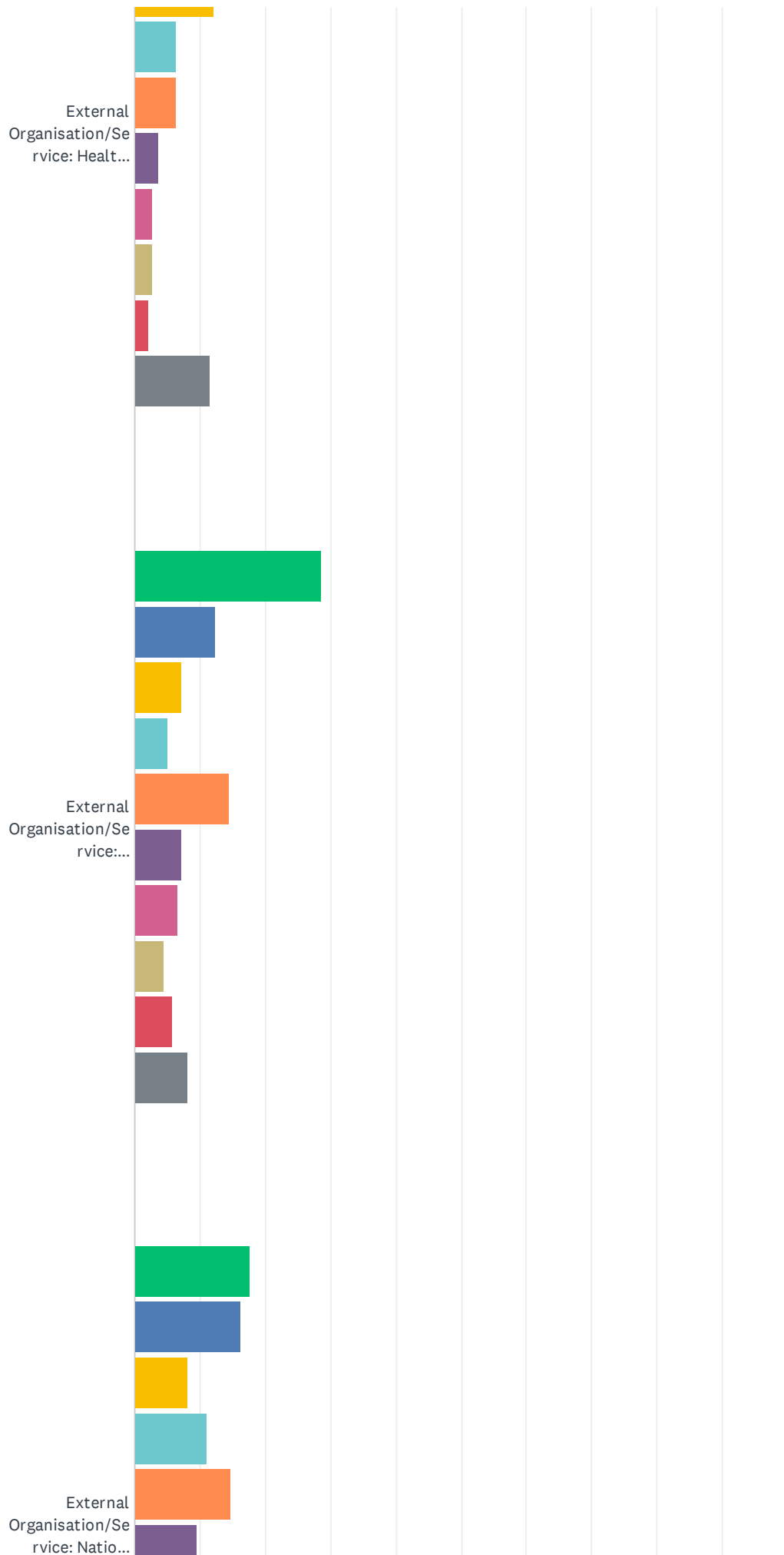




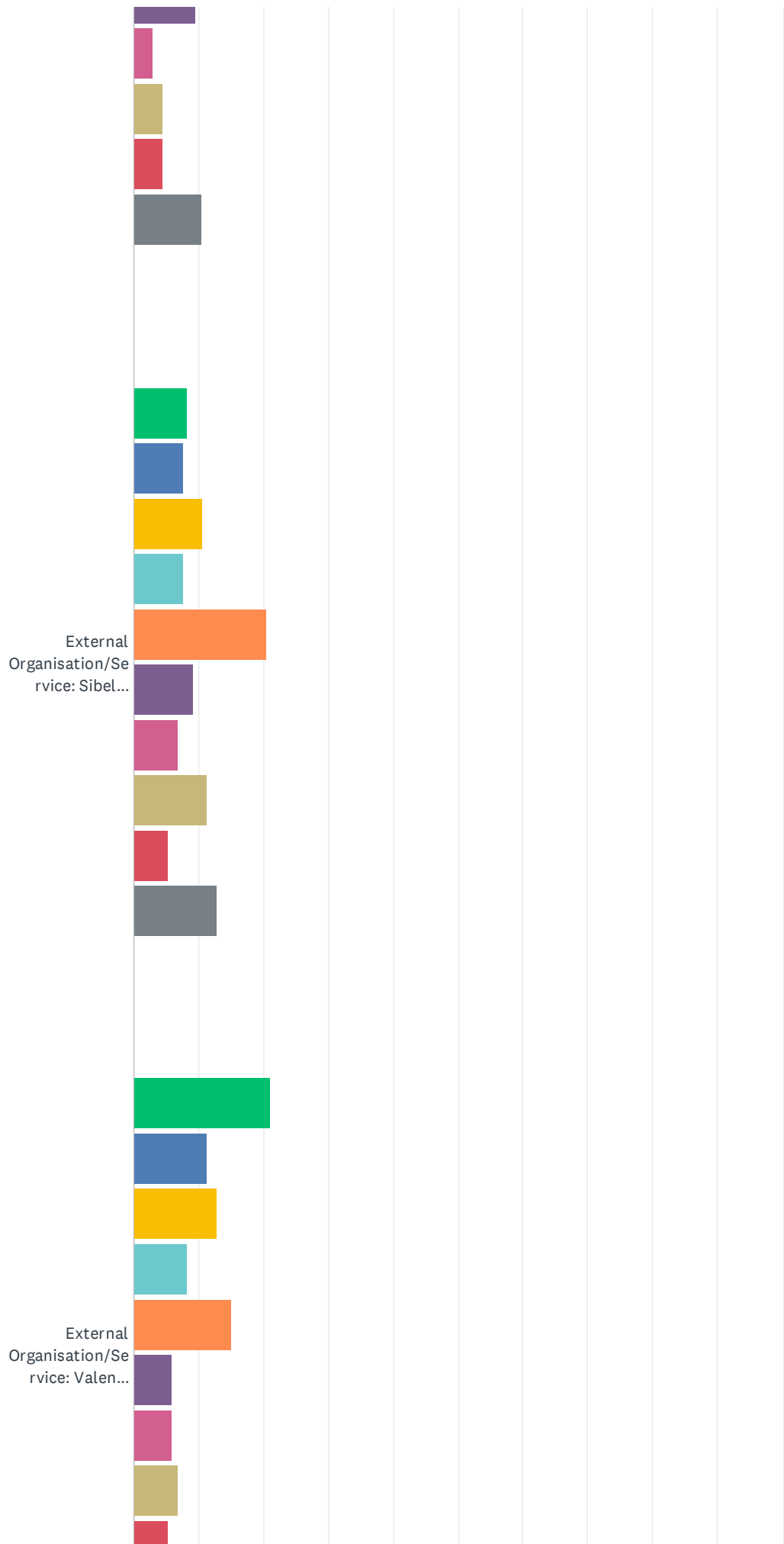




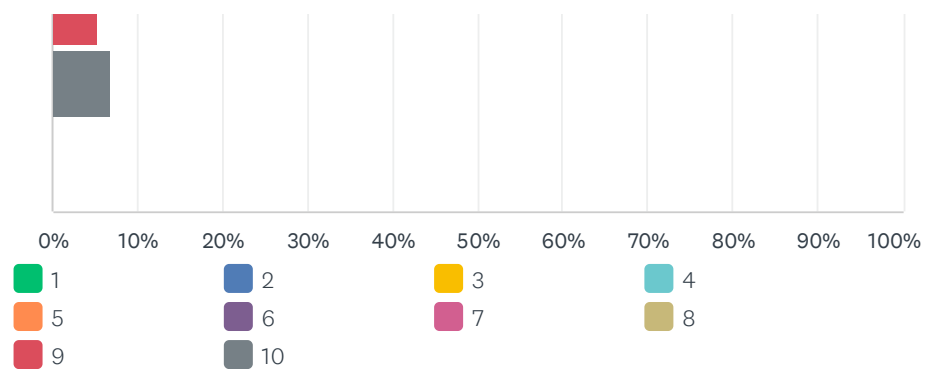
# Teignbridge Council Overview and Scrutiny - Issue Prioritisation Survey







## Teignbridge Council Overview and Scrutiny - Issue Prioritisation Survey



# Teignbridge Council Overview and Scrutiny - Issue Prioritisation Survey

	1	2	3	4	5	6	7	8	9	10
Unauthorised Encampments	30.94% 43	7.19% 10	9.35% 13	8.63% 12	10.07% 14	4.32% 6	7.19% 10	6.47% 9	5.76% 8	10.07% 14
Town and Parish Councils Working Agreement	20.59% 28	8.09% 11	16.91% 23	8.09% 11	16.18% 22	8.09% 11	7.35% 10	4.41% 6	2.94% 4	7.35% 10
Financial State of Teignbridge (budget gap)	37.59% 53	8.51% 12	14.89% 21	4.26% 6	9.93% 14	2.84% 4	4.26% 6	7.09% 10	3.55% 5	7.09% 10
Local Government Re-organisation	18.12% 25	15.22% 21	13.04% 18	9.42% 13	8.70% 12	3.62% 5	5.07% 7	6.52% 9	4.35% 6	15.94% 22
Planning Performance	18.05% 24	13.53% 18	16.54% 22	6.02% 8	15.79% 21	6.77% 9	5.26% 7	6.02% 8	4.51% 6	7.52% 10
Economic Development in Teignbridge	22.63% 31	16.06% 22	12.41% 17	8.76% 12	11.68% 16	6.57% 9	7.30% 10	6.57% 9	2.19% 3	5.84% 8
Review of Carbon Action Plans	14.60% 20	7.30% 10	9.49% 13	10.22% 14	8.76% 12	5.84% 8	10.22% 14	11.68% 16	5.11% 7	16.79% 23
Single Sex Spaces	19.12% 26	8.09% 11	8.82% 12	3.68% 5	11.03% 15	7.35% 10	5.88% 8	8.82% 12	2.21% 3	25.00% 34
Safeguarding	31.39% 43	8.76% 12	17.52% 24	9.49% 13	11.68% 16	5.11% 7	2.92% 4	2.19% 3	5.84% 8	5.11% 7
Health and Safety Legislation Risks	16.30% 22	6.67% 9	11.85% 16	11.85% 16	15.56% 21	11.85% 16	9.63% 13	7.41% 10	2.22% 3	6.67% 9
Emergency Planning for Major Emergencies	19.42% 27	7.91% 11	15.83% 22	10.07% 14	21.58% 30	6.47% 9	5.76% 8	3.60% 5	4.32% 6	5.04% 7
Cyber Security Failure and ICT Security Measures	24.82% 34	14.60% 20	17.52% 24	8.03% 11	13.87% 19	4.38% 6	2.92% 4	5.11% 7	4.38% 6	4.38% 6
Recruitment and Retention of Staff and Workforce Planning	11.28% 15	6.02% 8	15.79% 21	6.77% 9	22.56% 30	11.28% 15	7.52% 10	10.53% 14	4.51% 6	3.76% 5
Leisure Policy/Strategy	8.09% 11	13.24% 18	15.44% 21	14.71% 20	15.44% 21	6.62% 9	6.62% 9	8.09% 11	5.15% 7	6.62% 9
External Organisation/Service: South West Water	28.68% 39	13.97% 19	8.82% 12	7.35% 10	13.24% 18	4.41% 6	2.21% 3	8.82% 12	5.88% 8	6.62% 9
External Organisation/Service: Health and Dentistry	35.71% 50	16.43% 23	12.14% 17	6.43% 9	6.43% 9	3.57% 5	2.86% 4	2.86% 4	2.14% 3	11.43% 16
External Organisation/Service: Education	28.47% 39	12.41% 17	7.30% 10	5.11% 7	14.60% 20	7.30% 10	6.57% 9	4.38% 6	5.84% 8	8.03% 11
External Organisation/Service: National Grid	17.78% 24	16.30% 22	8.15% 11	11.11% 15	14.81% 20	9.63% 13	2.96% 4	4.44% 6	4.44% 6	10.37% 14
External Organisation/Service: Sibelco - Industrial minerals , clay etc	8.33% 11	7.58% 10	10.61% 14	7.58% 10	20.45% 27	9.09% 12	6.82% 9	11.36% 15	5.30% 7	12.88% 17
External Organisation/Service:	21.21% 28	11.36% 15	12.88% 17	8.33% 11	15.15% 20	6.06% 8	6.06% 8	6.82% 9	5.30% 7	6.82% 9

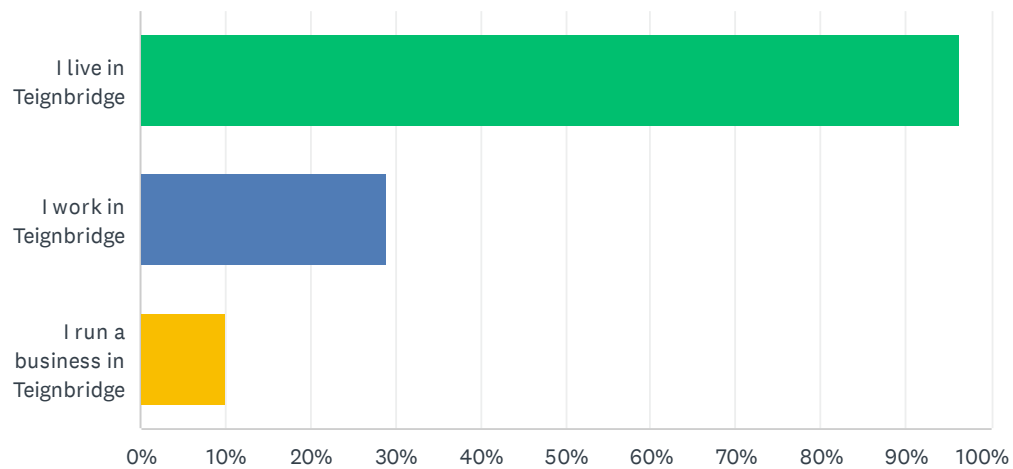
# Teignbridge Council Overview and Scrutiny - Issue Prioritisation Survey

Valencia - Waste Management

#	OTHER (PLEASE SPECIFY)	DATE
1	Dog fouling, fly tipping, litter	8/17/2025 12:42 PM
2	Income generated from Teignmouth Car Parks and beachfront concessions and plans for improved car parking in future	8/14/2025 4:47 PM
3	Local efficient Procurement, adequate and effective governance of the council, TDC value for money, pushing on with new ideas of Waste management to reduce costs, Housing of the local homeless and refugees, investigate consolidating local CCTV assets and management into a coherent integrated organization, look again at the provision of commuting grade cycle and walking routes through and between Teignbridge population hubs, review what Teignbridge has to offer visitors and holiday makers in the hope of attracting investment and numbers to enhance the look of Teignbridge overall..	8/14/2025 10:55 AM
4	Stop closing the public toilets	8/14/2025 10:34 AM
5	The impact of AI and Humanoids and what can be done to retain Human jobs for the future.	8/14/2025 10:07 AM
6	Councillor behaviour	8/12/2025 12:37 PM
7	Reject housing illegal migrant/asylum seeker in hotels or HMO's which negatively impacts council finances & statistically shown to increase crime & endangers the safety of women & children. increases	8/12/2025 11:40 AM
8	Do not understand why the last six priorities are included	8/12/2025 8:34 AM
9	Keeping rates low	8/11/2025 4:07 PM
10	strategy for promoting Green spaces for supporting greater biodiversity	8/10/2025 10:51 PM
11	Community interconnections & solidarity - arts, festivals, street graffiti	8/10/2025 8:15 PM
12	Street cleaning including weed clearance.	8/9/2025 8:30 AM
13	Actions to offset Climate Emergency scored 1 and restoration of biodiversity 2	8/9/2025 8:17 AM
14	Planning and the rise in housing developments	8/9/2025 1:00 AM
15	Crime prevention. Bus services	8/8/2025 8:09 PM
16	Affordable housing for locals	8/8/2025 7:32 PM
17	Basic Sanitary facilities in Teignbridge	8/7/2025 10:46 AM
18	Adult literacy and education. Policing.	8/6/2025 7:10 PM
19	Development of the ARTS to support many of the issues raised in list above. All points need addressing	8/6/2025 12:13 PM
20	Green Spaces, Spending on Waste management, Housing shortage and bringing forward development, Broadband improvement,	8/6/2025 12:05 PM
21	Youth development and inclusion	8/6/2025 11:08 AM
22	Not sure why the external organisations would be a priority for TDC	8/6/2025 10:40 AM
23	Survival of local toilets particularly on bus routes	8/6/2025 10:12 AM
24	We need to view the bigger picture, for example how will Teignbridge look ( envisage) when all the housing, roads parks etc will look. Each area has a local plan but we rarely have the opportunity to see how the whole of Teignbridge will look. This gives you the opportunity to see how the population is growing along with the environment for our grandchildren and children.WHY has the 'promised' cycle and footpath following the river Teign from Newton Abbot to Teignmouth Dawlish not been started? Where does the money from government go? What are the plans for the high street full of empty shops? Go into the secondary schools and ask for their ideas - it is their future and they might benefit from knowing more about the work of Teignbridge.	8/6/2025 9:40 AM
25	Reduced TDC spending reduce staff costs, less money spent on 'town centre enhancement of Newton Abbot more money to rural towns and parishes and better quality consultations	8/5/2025 1:07 PM

## Q2 Which of the following best describes you ? tick all that apply to you

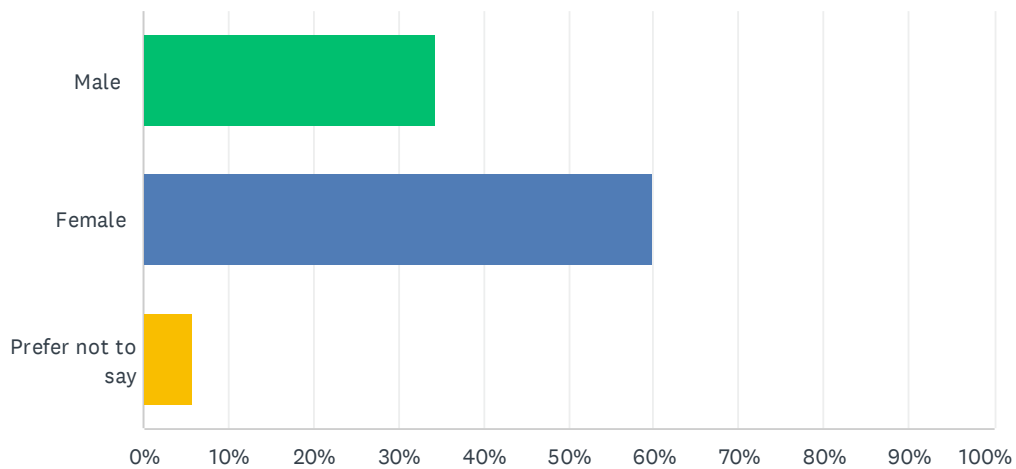
Answered: 141 Skipped: 1



ANSWER CHOICES	RESPONSES	
I live in Teignbridge	96.45%	136
I work in Teignbridge	29.08%	41
I run a business in Teignbridge	9.93%	14
Total Respondents: 141		

## Q3 Sex

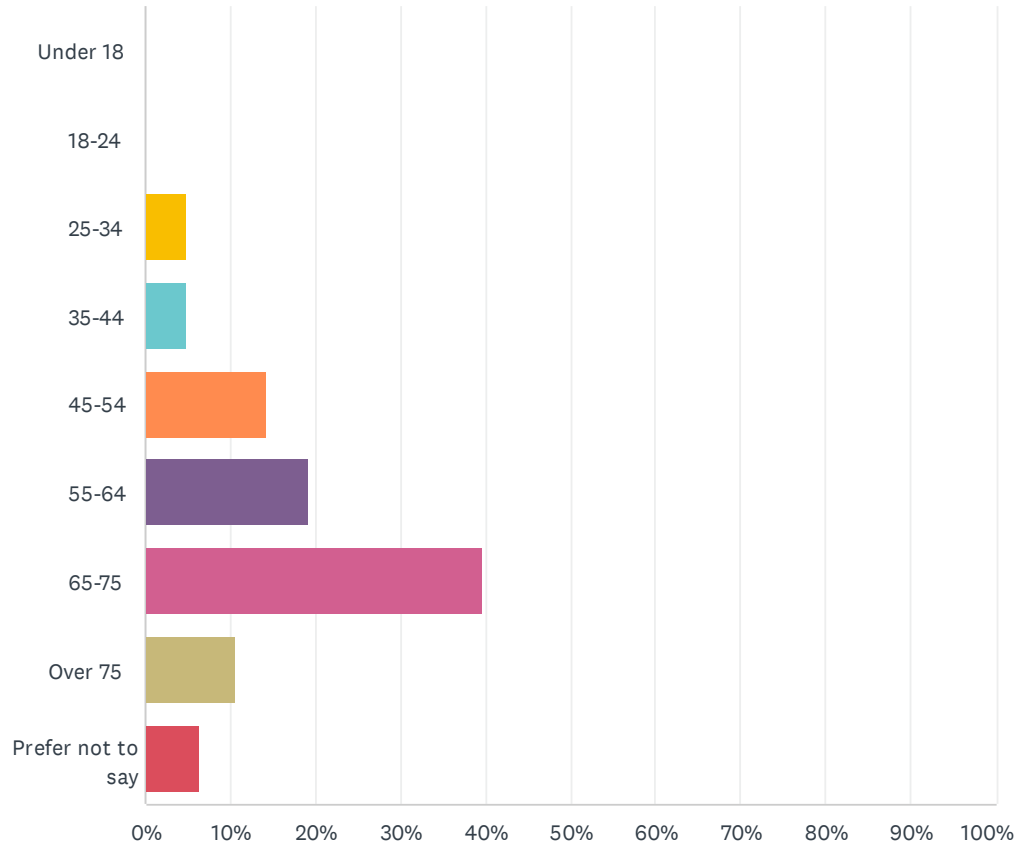
Answered: 140 Skipped: 2



ANSWER CHOICES	RESPONSES	
Male	34.29%	48
Female	60.00%	84
Prefer not to say	5.71%	8
TOTAL		140

## Q4 To which age group do you belong?

Answered: 141 Skipped: 1



ANSWER CHOICES	RESPONSES	
Under 18	0.00%	0
18-24	0.00%	0
25-34	4.96%	7
35-44	4.96%	7
45-54	14.18%	20
55-64	19.15%	27
65-75	39.72%	56
Over 75	10.64%	15
Prefer not to say	6.38%	9
<b>TOTAL</b>		<b>141</b>